

Representative Jerome Zeringue
Chairman



Representative Francis Thompson
Vice Chairman

Fiscal Year 2024 Executive Budget Review Office of the Lieutenant Governor

House Committee on Appropriations
House Fiscal Division

March 29, 2023

Budget Analyst: Abigail Chascin

TABLE OF CONTENTS



This presentation was produced by the House Fiscal Division of the Louisiana House of Representatives.

900 N. 3rd Street
Baton Rouge, LA 70802
house.louisiana.gov/housefiscal/

All data and figures were obtained from the governor's Fiscal Year 2023-2024 Executive Budget and Supporting Documents provided by the Office of Planning and Budget within the Division of Administration along with House Bill 1 of the 2023 Regular Session, unless otherwise noted.

<https://www.doa.la.gov/doa/opb/budget-documents/>

Topic	Page
FY 24 Budget Recommendation	3
Department Organization	4
Historical Spending & Budget	5
Prior Year Actual Spending FY 22	7
Existing Operating Budget FY 23	9
Sources of Funding	10
Funding Comparison	11
Expenditure Recommendation	12
Expenditure History	13
Expenditure Comparison	14
Discretionary Expenses	16
Personnel Information	17
Comparative Information	18
Department Contacts	20
General Department Information	21

FY 24 BUDGET RECOMMENDATION

Total Funding = \$10,620,397

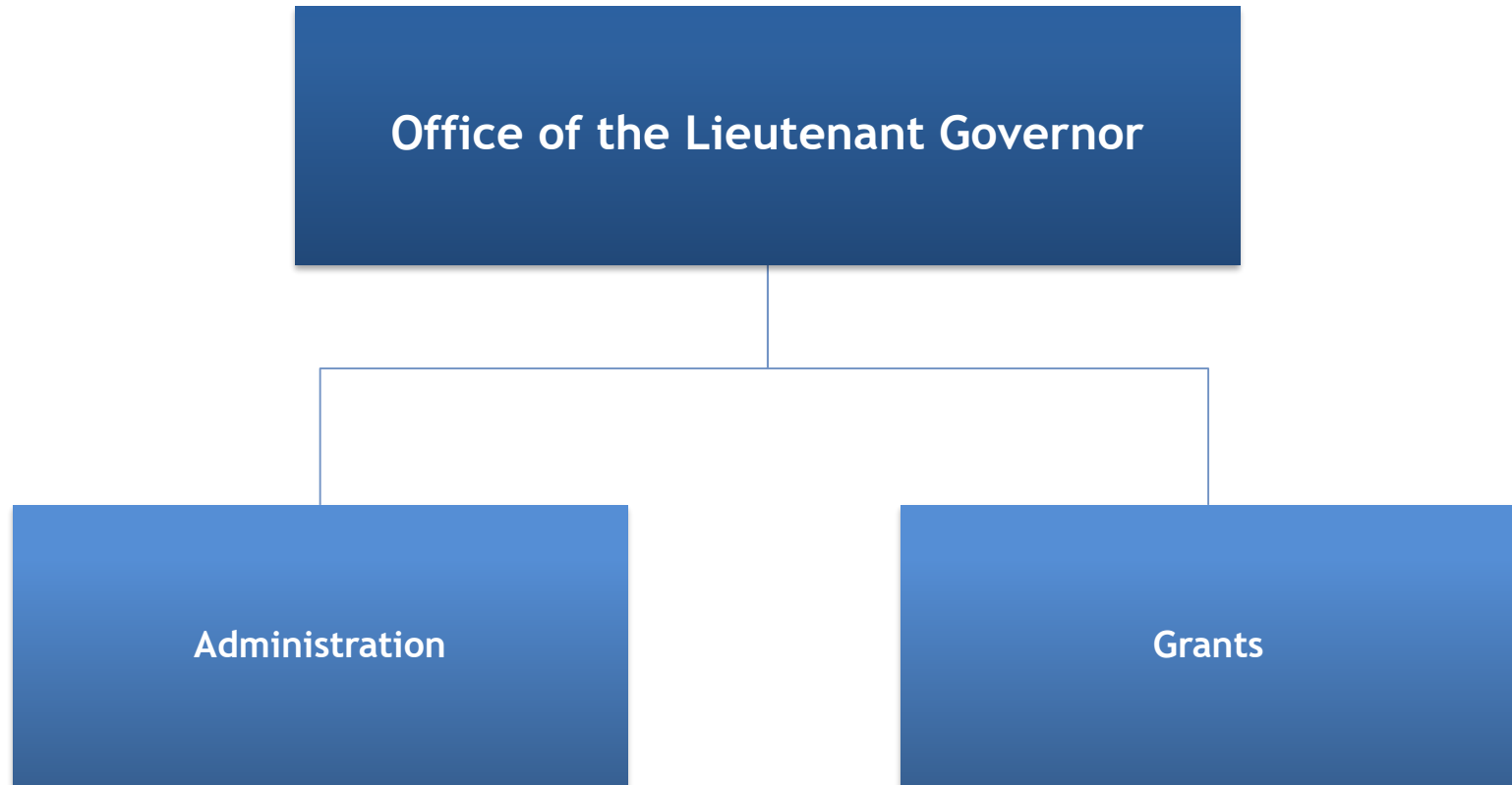
Means of Finance		
State General Fund	\$	1,379,553
Interagency Transfers		1,095,750
Fees & Self-generated		0
Statutory Dedications		0
Federal Funds		8,145,094
Total	\$	10,620,397



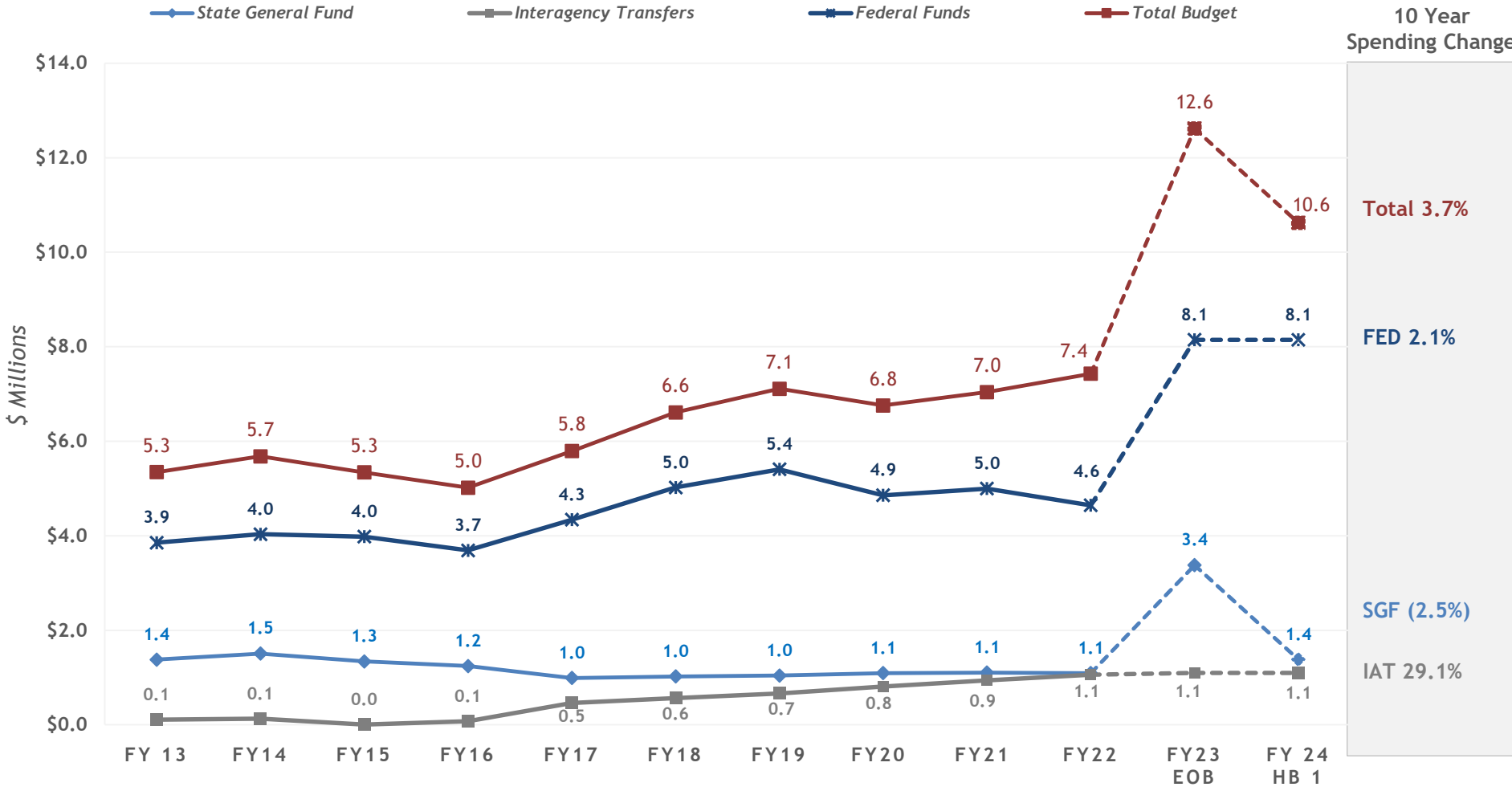
Program Funding & Authorized Positions			
		<i>Amount</i>	<i>Positions</i>
Administrative	\$	2,159,745	7
Grants		8,460,652	0
Total	\$	10,620,397	7



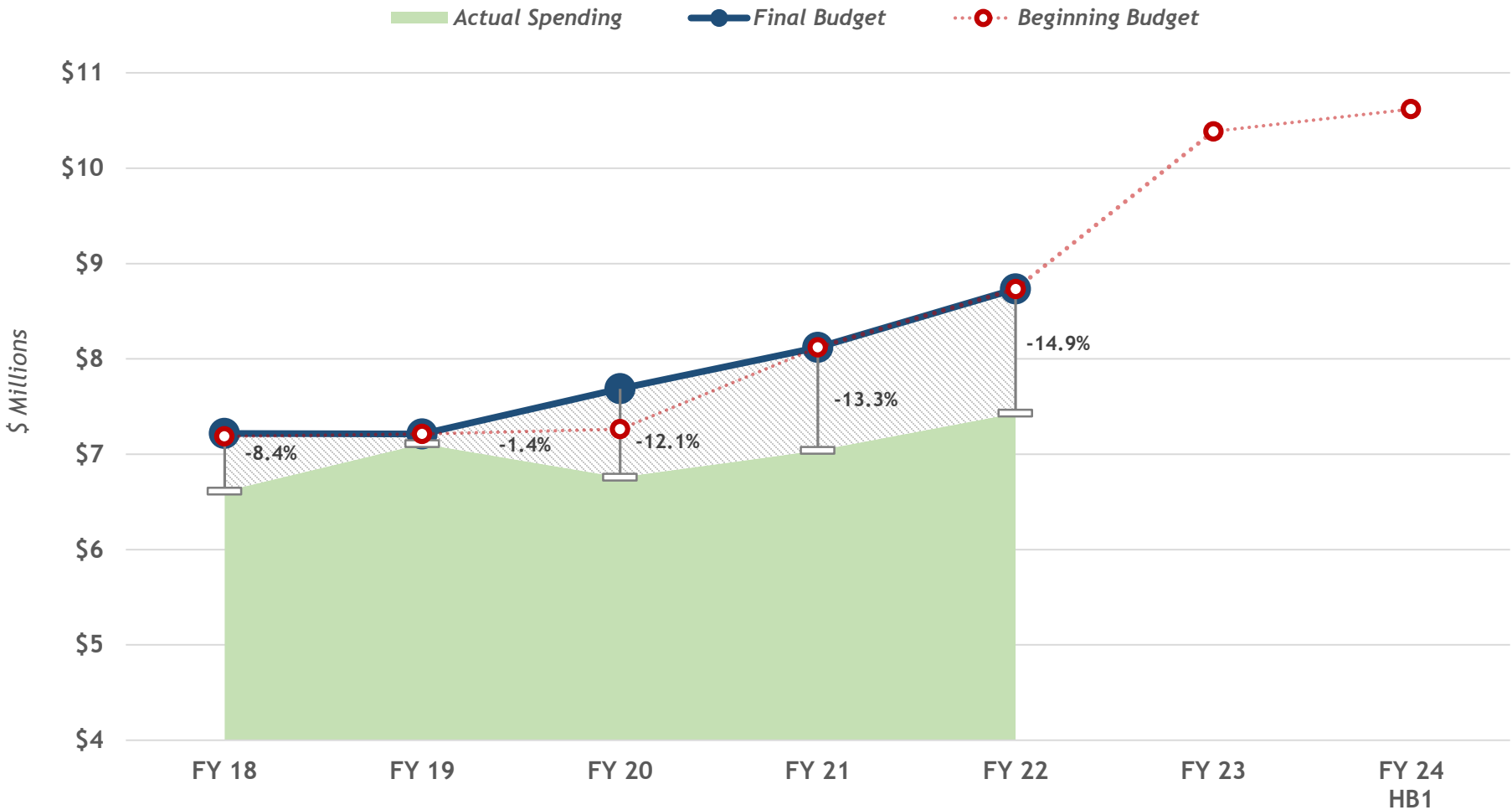
DEPARTMENT ORGANIZATION



HISTORICAL SPENDING



HISTORICAL BUDGET



PRIOR YEAR ACTUALS FY 22

Means of Finance	Final Budget <i>(w/o FY23 carryfwd)</i>	Amount Spent	Unspent Authority	Unspent Authority %	Unspent % by MOF
General Fund	\$ 1,094,165	\$ 1,094,165	\$ 0	0.0%	0.0%
Interagency Transfers	1,095,750	1,061,563	34,187	3.1%	2.6%
Self-generated	0	0	0	0.0%	0.0%
Statutory Dedications	630,000	630,000	0	0.0%	0.0%
Federal	5,912,545	4,644,223	1,268,322	21.5%	97.4%
FY22 Total	\$ 8,732,460	\$ 7,429,950	\$ 1,302,510	14.9%	100.0%

<i>Historical Total Unspent Budget Authority</i>	Final Budget	Amount Spent	Unspent Authority	Unspent %	
	FY21 Total	\$ 8,120,958	\$ 7,039,498	\$ 1,081,460	13.3%
	FY20 Total	7,686,782	6,757,565	929,217	12.1%
	FY19 Total	7,212,197	7,110,405	101,792	1.4%
	3 Year Avg.	\$ 7,673,312	\$ 6,969,156	\$ 704,156	9.2%

PRIOR YEAR ACTUALS FY 22

Were projected revenues collected?

	Final Budget <i>(w/o FY23 carryfwd)</i>	Revenue Collections	Difference
SGF	\$ 1,094,165	\$ 1,094,165	\$ 0
IAT	1,095,750	1,061,563	(34,187)
FSGR	0	0	0
SD	630,000	630,000	0
FED	5,912,545	4,644,223	(1,268,322)
Total	\$ 8,732,460	\$ 7,429,951	\$ (1,302,510)

The department collected \$1.3 M less than the FY 22 budget. The majority of excess budget authority under collections was in federal funds.

The federal funds are from the National and Community Service Trust Act of 1993 and are used to administer the Volunteer Louisiana Commission and AmeriCorps. Funds are based on AmeriCorps participants.

The interagency transfers are from the Office of Tourism within the Department of Culture, Recreation and Tourism.

Were collected revenues spent?

	Revenue Collections	Expenditures	Difference
SGF	\$ 1,094,165	\$ 1,094,165	\$ 0
IAT	1,061,563	1,061,563	0
FSGR	0	0	0
SD	630,000	630,000	0
FED	4,644,223	4,644,223	0
Total	\$ 7,429,950	\$ 7,429,950	\$ 0

The department's collections and expenditures were balanced in FY 22.

EXISTING OPERATING BUDGET FY 23

The FY 2022-23 Existing Operating Budget (EOB) was frozen on December 1, 2022. This point-in-time reference is used in both the Executive Budget and the General Appropriations Bill.

Means of Finance	Appropriation	Mid-Year Adjustments	Existing Operating Budget
General Fund	\$ 3,376,931	\$ 0	\$ 3,376,931
Interagency Transfers	1,095,750	0	1,095,750
Self-generated Revenue	0	0	0
Statutory Dedications	0	0	0
Federal	5,912,545	2,232,549	8,145,094
Total	\$ 10,385,226	\$ 2,232,549	\$ 12,617,775

Budget Adjustments From Appropriation to EOB

July	August	September	October	November
No change	<p>\$2.2 M</p> <p>Increased federal budget authority due to an increase in grant awards toward facilitation of the AmeriCorps programs from:</p> <ul style="list-style-type: none"> American Rescue Plan Act; and Corporation of National and Community Service 	No change	No change	No change

SOURCES OF FUNDING

State General Fund \$1.4 M	Interagency Transfers \$1.1 M	Federal Funds \$8.1 M
<p>The chief operating fund of the State recognized by the Revenue Estimating Conference from various taxes, licenses, fees, and other revenue sources except for those identified as other means of financing.</p>	<p>These funds are transferred by Office of Tourism within the Department of Culture, Recreation and Tourism to the Office of Lieutenant Governor for administration. The funds originate from the Louisiana Tourism Promotion District and the 3% of a penny sales tax dedication.</p>	<p>Funding comes from the Corporation for National and Community Service, which allows Volunteer Louisiana to oversee the AmeriCorps State service programs. These are three-year grants that are renewed upon expiration.</p>

FUNDING COMPARISON

Means of Finance	FY22 Actual Expenditures	FY23		FY24		Change		Change	
		Existing Operating Budget 12/1/22	HB1 Budget	Existing Operating Budget to HB1	Actual Expenditures to HB1	Existing Operating Budget to HB1	Actual Expenditures to HB1		
SGF	\$ 1,094,165	\$ 3,376,931	\$ 1,379,553	\$ (1,997,378)	(59.1%)	\$ 285,388	26.1%		
IAT	1,061,563	1,095,750	1,095,750	0	0.0%	34,187	3.2%		
FSGR	0	0	0	0	0.0%	0	0.0%		
Stat Ded	630,000	0	0	0	0.0%	(630,000)	100.0%		
Federal	4,644,223	8,145,094	8,145,094	0	0.0%	3,500,871	75.4%		
Total	\$ 7,429,950	\$ 12,617,775	\$ 10,620,397	\$ (1,997,378)	(15.8%)	\$ 3,190,447	42.9%		

Significant funding changes compared to the FY 23 Existing Operating Budget

State General Fund

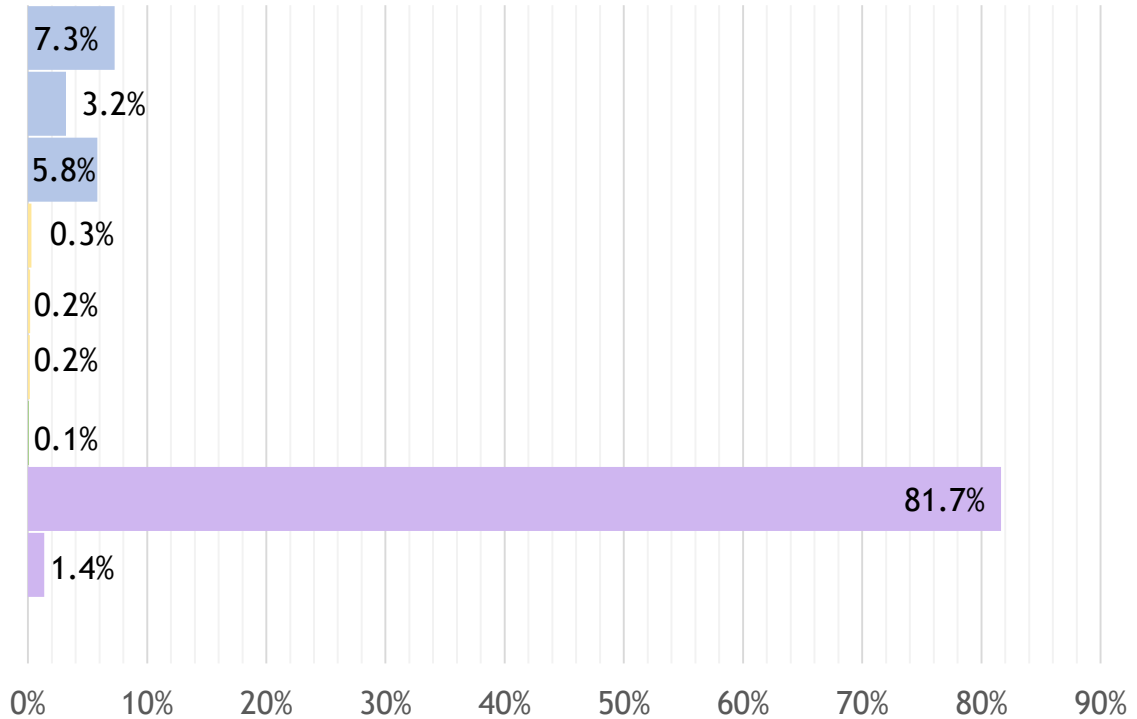
(\$2 M) decrease due to:

- The transfer of funding from Office of Lieutenant Governor to Office of the Secretary in CRT for litter abatement initiatives

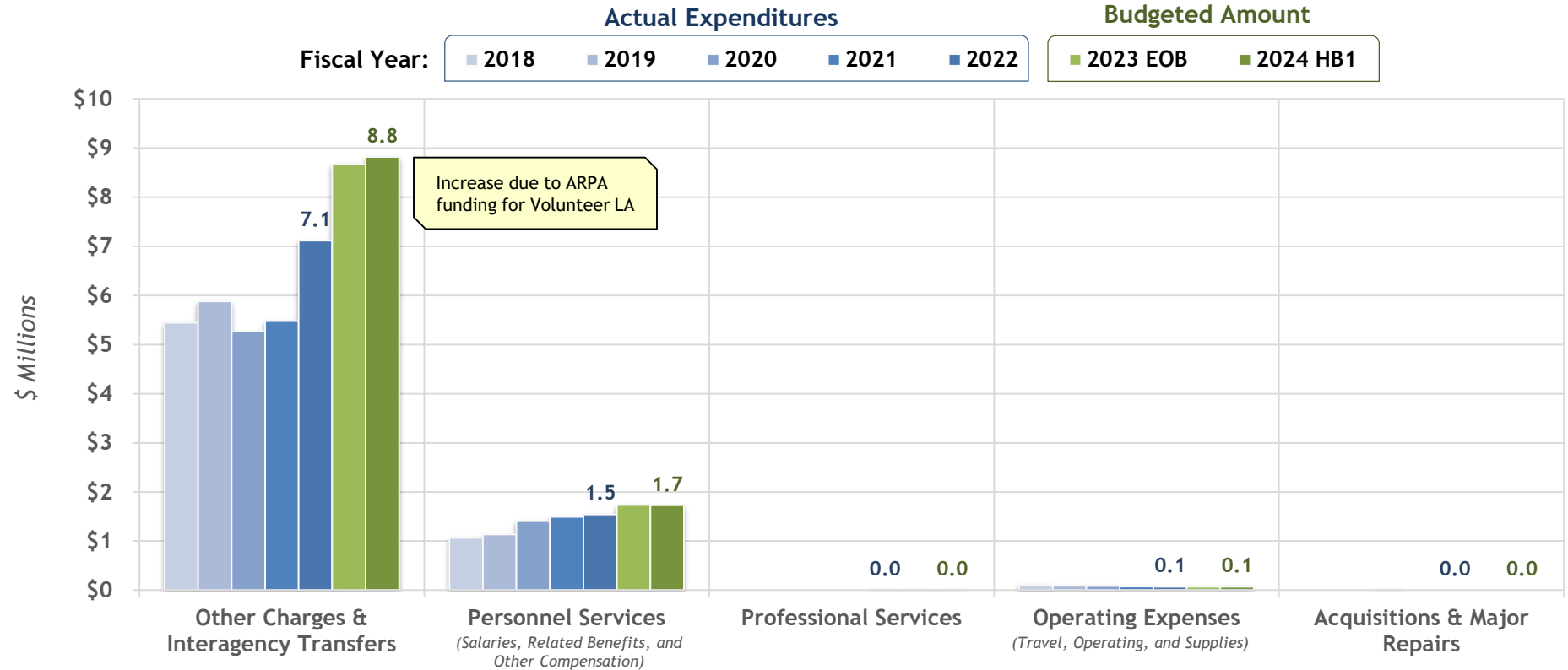
EXPENDITURE RECOMMENDATION FY 24

Total Budget = \$10,620,397

Expenditure Category		
Salaries	\$	771,983
Other Compensation		338,501
Related Benefits		617,567
Travel		30,793
Operating Services		18,580
Supplies		17,698
Professional Services		7,404
Other Charges		8,671,824
Interagency Transfers		146,047
Acquisitions/Repairs		0
Total	\$	10,620,397



EXPENDITURE HISTORY



5 Year Average Spending per Expenditure Category

\$5.8 M : 80.5%	\$1.3 M : 18.3%	\$0.0 : 0.0%	\$0.1 : 1.2%	\$0.0 : 0.0%
-----------------	-----------------	--------------	--------------	--------------

EXPENDITURE COMPARISON

Expenditure Category	FY22 Actual Expenditures	FY23 Existing Operating Budget 12/1/22	FY24 HB1 Budget	Change Existing Operating Budget to HB1		Change Actual Expenditures to HB1	
Salaries	\$ 679,016	\$ 760,013	\$ 771,983	\$ 11,970	1.6%	\$ 92,967	13.7%
Other Compensation	331,615	338,501	338,501	0	0.0%	6,886	2.1%
Related Benefits	567,515	636,798	617,567	(19,231)	(3.0%)	50,052	8.8%
Travel	19,786	30,793	30,793	0	0.0%	11,007	55.6%
Operating Services	24,514	18,580	18,580	0	0.0%	(5,934)	(24.2%)
Supplies	30,203	17,698	17,698	0	0.0%	(12,505)	(41.4%)
Professional Services	0	7,404	7,404	0	0.0%	7,404	100.0%
Other Charges	5,656,302	10,670,610	8,671,824	(1,998,786)	(18.7%)	3,015,522	53.3%
Interagency Transfers	121,000	137,378	146,047	8,669	6.3%	25,047	20.7%
Acquisitions/Repairs	0	0	0	0	0.0%	0	0.0%
Total	\$ 7,429,950	\$ 12,617,775	\$ 10,620,397	\$ (1,997,378)	(15.8%)	\$ 3,190,447	42.9%

Significant funding changes compared to the FY 23 Existing Operating Budget

Other Charges

(\$2 M) decrease due to items such as funding for Litter Abatement being transferred from the Office of Lieutenant Governor to the Office of the Secretary.

OTHER CHARGES/INTERAGENCY TRANSFERS

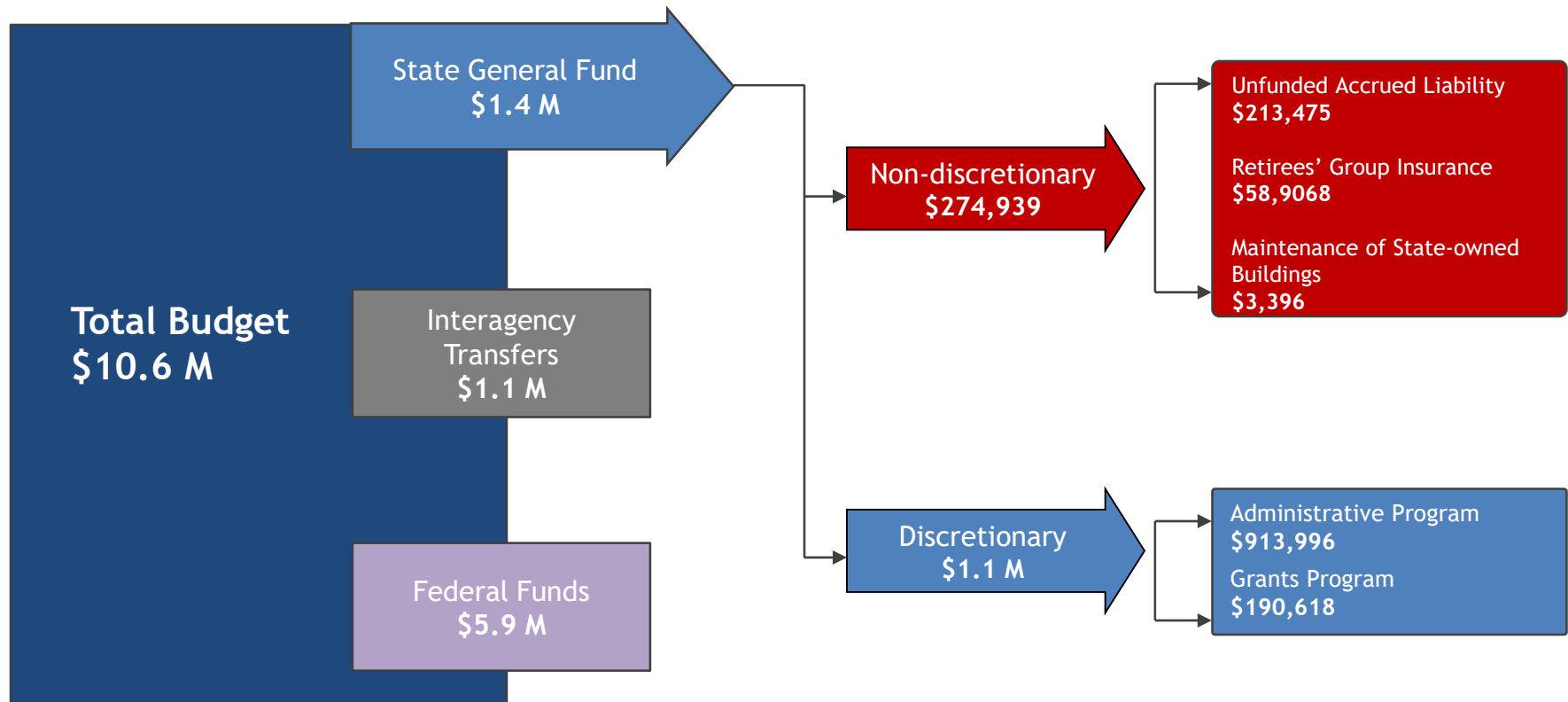
Other Charges

Amount	Description
\$ 8,460,652	Volunteer Louisiana Commission
211,172	Encore Louisiana, retirement relocation program
\$ 8,671,824	Total Other Charges

Interagency Transfers

Amount	Description
\$ 65,960	DOA - Maintenance of State-owned Buildings
17,013	DOA - mail and state printing
15,204	Office of Risk Management
14,802	CRT - office of the secretary, management and
13,366	DOA - Lieutenant Governor's office and apartment
11,035	Capitol Park Security
6,284	Office of Technology Services
1,368	Civil Service Fees
1,015	Uniform Payroll System
\$ 146,047	Total Interagency Transfers

DISCRETIONARY EXPENSES FY 24



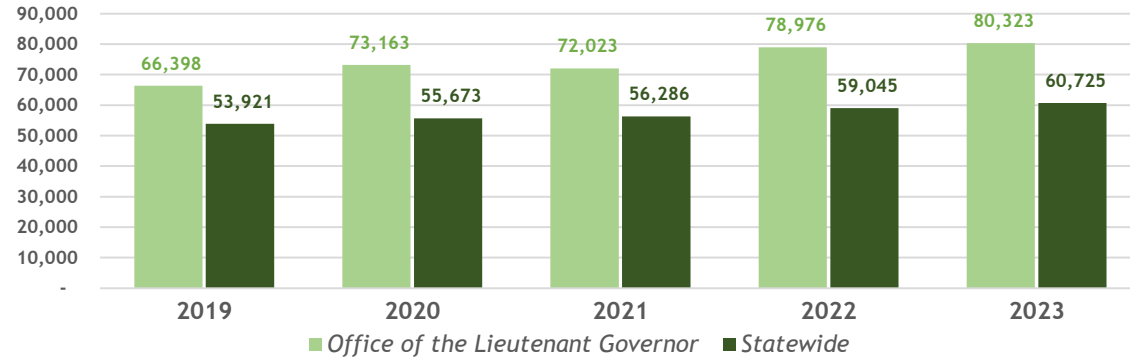
Figures may not add precisely due to rounding

PERSONNEL INFORMATION

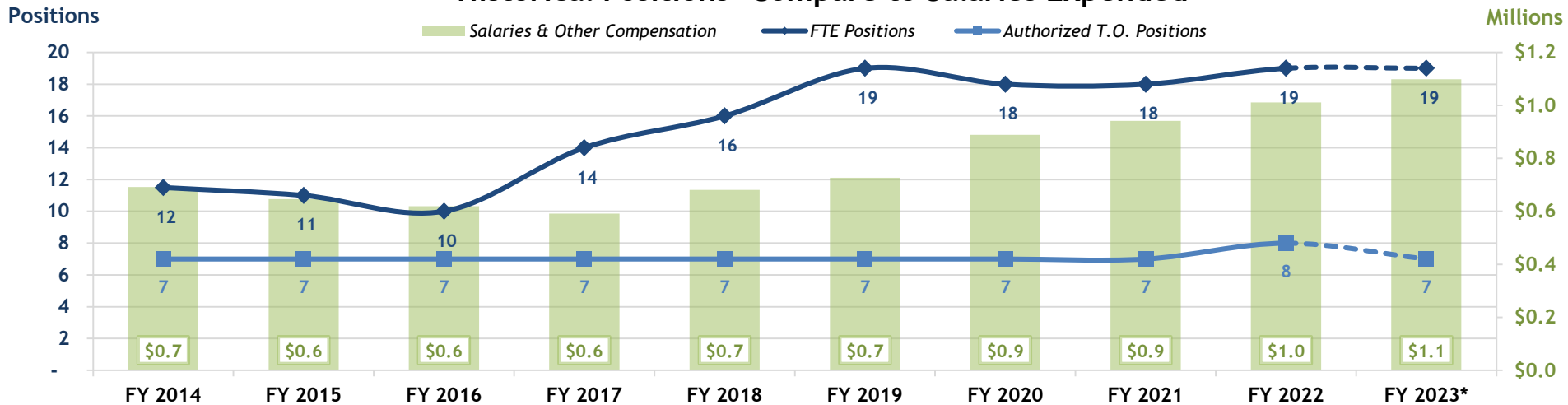
FY 2024 Recommended Positions

7	Total Authorized T.O. Positions (0 Classified, 7 Unclassified)
8	Authorized Other Charges Positions
0	Non-T.O. FTE Positions
0	Vacant Positions (January 30, 2023)

Historical Average Salary



Historical Positions¹ Compare to Salaries Expended



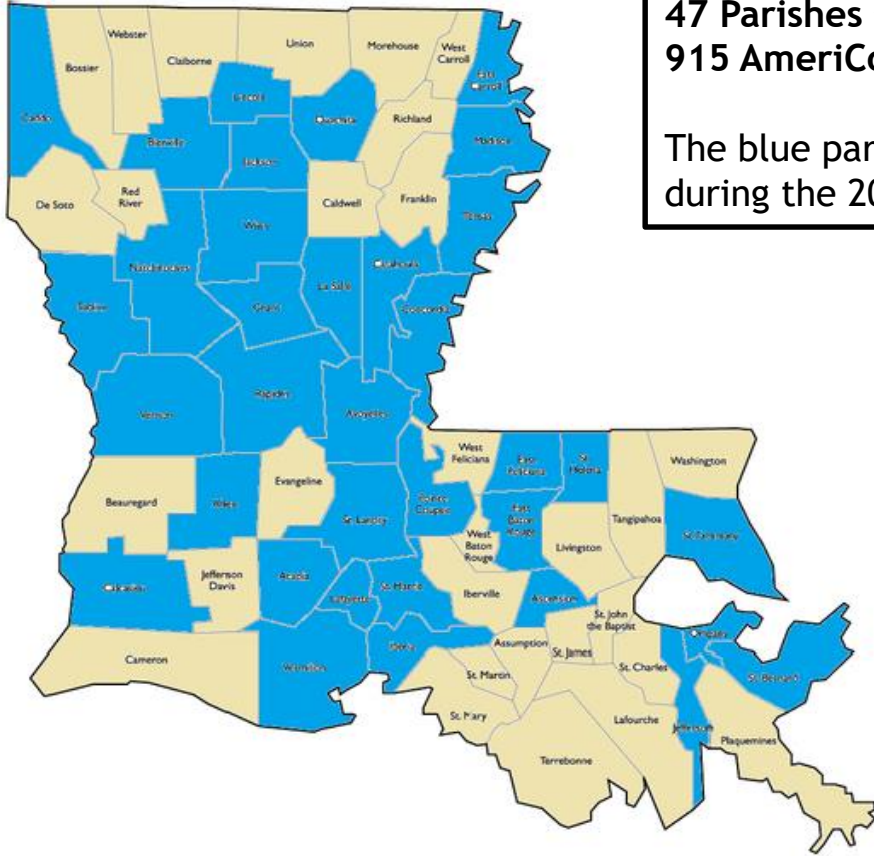
¹ FTE Source: Dept. of Civil Service Weekly Report on State Employment

* Existing Operating Budget on 12/1/22

VOLUNTEER LOUISIANA SERVICE

16 Programs
47 Parishes served
915 AmeriCorps Members

The blue parishes represent where AmeriCorps state programs served during the 2021 service year.



FY 22 Inputs:

\$107,726 - General fund
\$123,775 - Interagency transfer
\$5.9 M - Federal funding

FY 22 Outputs:

In 2022, AmeriCorps State members:

- Served **18,318** K-12 students throughout Louisiana
- Served **4,427** active duty military, veterans, and their families
- Improved **2,497** acres of Louisiana public lands
- Served **1,296** individuals affected by disasters

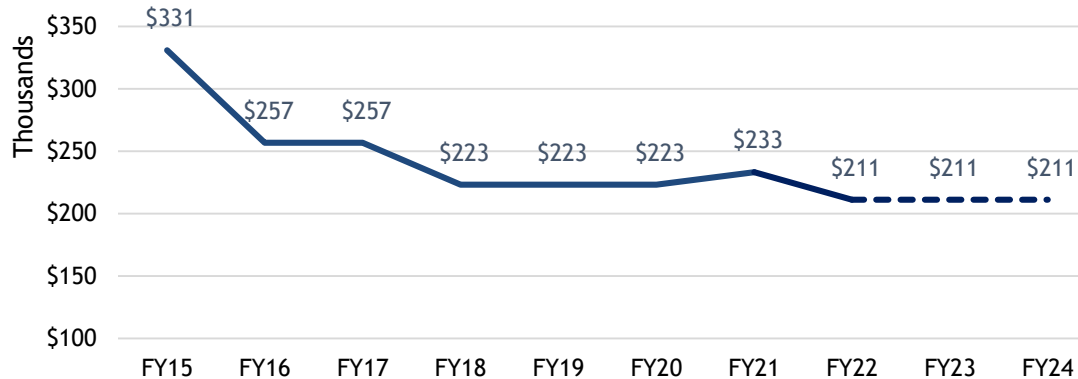
ENCORE LOUISIANA

Louisiana currently has 13 Certified Retirement Areas:

- City of Breaux Bridge
- City of Kaplan
- Lafayette Parish
- City of Lake Charles
- City of Natchitoches
- City of Ruston/Lincoln Parish
- St. Mary Parish
- Toledo Bend/Sabine Parish
- Shreveport-Bossier City
- Terrebonne Parish/City of Houma
- City of Thibodaux
- Tangipahoa Parish
- City of West Monroe



Budget



Retirement Areas are certified by the Encore Louisiana Commission based on factors such as:

- State and local tax structure
- Housing opportunities and cost climate
- Personal safety
- Working opportunities
- Health care services
- Transportation
- Continuing education
- Leisure living
- Recreation
- The performing arts festivals and events sports at all levels

DEPARTMENT CONTACTS



Honorable William Nungesser
Lieutenant Governor

ltgov@crt.la.gov

Julie Samson
Chief of Staff
jsamson@crt.la.gov

Nancy Watkins
Undersecretary
nwatkins@crt.la.gov

DEPARTMENT OVERVIEW



Office of the Lieutenant Governor

Administration

- Ensures continuity of government by preparing the Lt. Governor assume the responsibilities of governor
- Provides administration for the agency and the Department of Culture, Recreation and Tourism
- The Encore Program encourages retirees to relocate to Louisiana

Grants

- Volunteer Louisiana administers AmeriCorps Grants that address critical needs in education, economic opportunity, environmental stewardship, healthy futures, disaster services, and veterans and military families. Volunteer Louisiana supports 16 AmeriCorps programs that engage 1,000 AmeriCorps members in service each year.
- VolunteerLouisiana.gov connects volunteers with volunteer organizations statewide. Volunteer Louisiana supports numerous volunteer recognition initiatives, including Champions of Service and the Community Service Diploma Endorsement, and is charged in the state's emergency operation plan with coordinating volunteers in times of disaster. Volunteer Louisiana also trains Community Emergency Response Teams to help build local response capacity statewide.